



Welcome
To
Howley Grange

'Achieve, Believe, Care'





We are not
A TEAM
because we
work together.

WE ARE
a team because

*We respect,
trust, and care
for each other.*

Vala Afshar



Information about the following:

- Attendance
- Uniform
- School meals
- Payment methods
- First aid and medicines in school

can be found in the Parent Handbook. Please refer to this in the first instance but if you have any further questions, please don't hesitate to contact school via info@howley.dudley.sch.uk and we will ensure that a member of the team advises you.

Over the Summer, you can also visit the school website where you will find resources, which you can share with your children to help them prepare for September.



Hello from Senior Leadership Team



Miss Lewis Head Teacher



Miss Williams Assistant Head
and SENCO

Mrs Trueman-Brown
Deputy Head Teacher



Hello from the Team



Mrs Wellings
(class Teacher)



Miss Savage
(class Teacher)



Miss Fox
TA



Mrs Bullock
TA



Mrs Cree
TA

A day in the life ...

Arrive between 8.45 and 8.55

Morning sessions to include:

- funky fingers/brain gym exercises (PD time)
- Listening Lola (C&L time)
- Story themed carpet session (maths/literacy).
- Learning Links: children will explore the provision and engage in a range of themed activities. In this time teachers will focus on small group work to develop children's reading, writing and maths skills.
- Phonics session using Bug Club Phonics

Lunch is at 11.30 (eat first then play outside)

Afternoon session:

- Discovery Time: where we will explore other area focuses and children will have chance to make independent discoveries.
- Followed by: Handwriting sessions, snack time and story time.

Home time is at 3.15.





Our Classroom Provision

Our indoor classroom is split into zones where children can explore the various areas of the EYFS curriculum.

- Some of these include:
- messy play station
- construction area
- creation station
- role play area
- mark making corner
- maths corner

Our Outdoor Provision



We also offer children the chance to explore learning in our outdoor area where they can access to the following resources:

- mud kitchen
- climbing tyres
- construction area
- bikes and scooters
- playhouse
- obstacle course building
- small world characters
- sand play area
- Forest School



Additional Experiences

- Cooking in the curriculum. Examples include Chinese New Year food tasting, Christmas cookies, exploring Gruffalo recipes, jam sandwich making and more.
- PE with our sports coach Stuart once per week.
- Forest School led by Pete Yates our school's Forest School Leader.



Hi, from Stu!



Achieve – Believe – Care

At Howley Grange, we help our children to **Achieve, Believe and Care** every day.

Achieve

We try our best, listen carefully and keep learning, even when things feel tricky.

Believe


We believe in ourselves and each other. We are brave enough to have a go, make mistakes and keep trying.

Care


We use kind words and actions, look after our friends and take care of our school and the world around us.




In Reception, we focus on helping children learn how to be happy, confident and respectful members of our school family. We celebrate positive behaviour, encourage good choices and work closely with parents to support every child. Together, we help children grow into caring, responsible and successful learners who are ready for the future.



Muddy Mondays



In Reception, we feel strongly about ensuring children make the most of the outdoors. Which is why every Monday we spend half the day exploring our Forest area.



Children get the chance to use the mud kitchen, build dens, explore nature and climb trees. As well as learning about their natural environment and how to care for it, we also feel that it benefits children's mental wellbeing and encourages them to explore their world without screens for a short time.



Some of the activities we have done so far this year are:

- Make bird feeders
- Make clay minibeasts
- Journey sticks
- Den building
- Charcoal tree rubbings
- Still life sketches
- Bug hotels
- Nature hunts

Phonics is: How we teach children to read!

Phonics teaches children to be able to listen carefully and identify the phonemes (sounds) that make up each word. This helps children to learn to read words and spell words within writing.

Phonics is taught in structured whole class sessions.

Phonemes: children are taught the phonemes (letter sounds) and ways of representing them. The phonemes are taught in a particular order. Once children know some phonemes (s,a,t,p,i,n) they can begin blending.


Blending: this is when children say sounds that make up a word and are able to merge the sounds together until they hear what the word is.

Segmenting: Children will also be taught how to start segmenting words. This is when children say a word and then break it up into the sounds that make it.

Phonics and Reading in Reception



Our Phonics scheme is
Bug Club Phonics



Reading in Reception

Reading in Reception happens daily.

We work on a 2-week cycle for reading. Your child will be heard 1:1 by the class teacher once every 2 weeks using books from our reading scheme but will be heard 1:1 by a member of the team once a week.

Please ensure your child's reading book and diary are in their book bag every day so they can be heard by an adult and books changed.

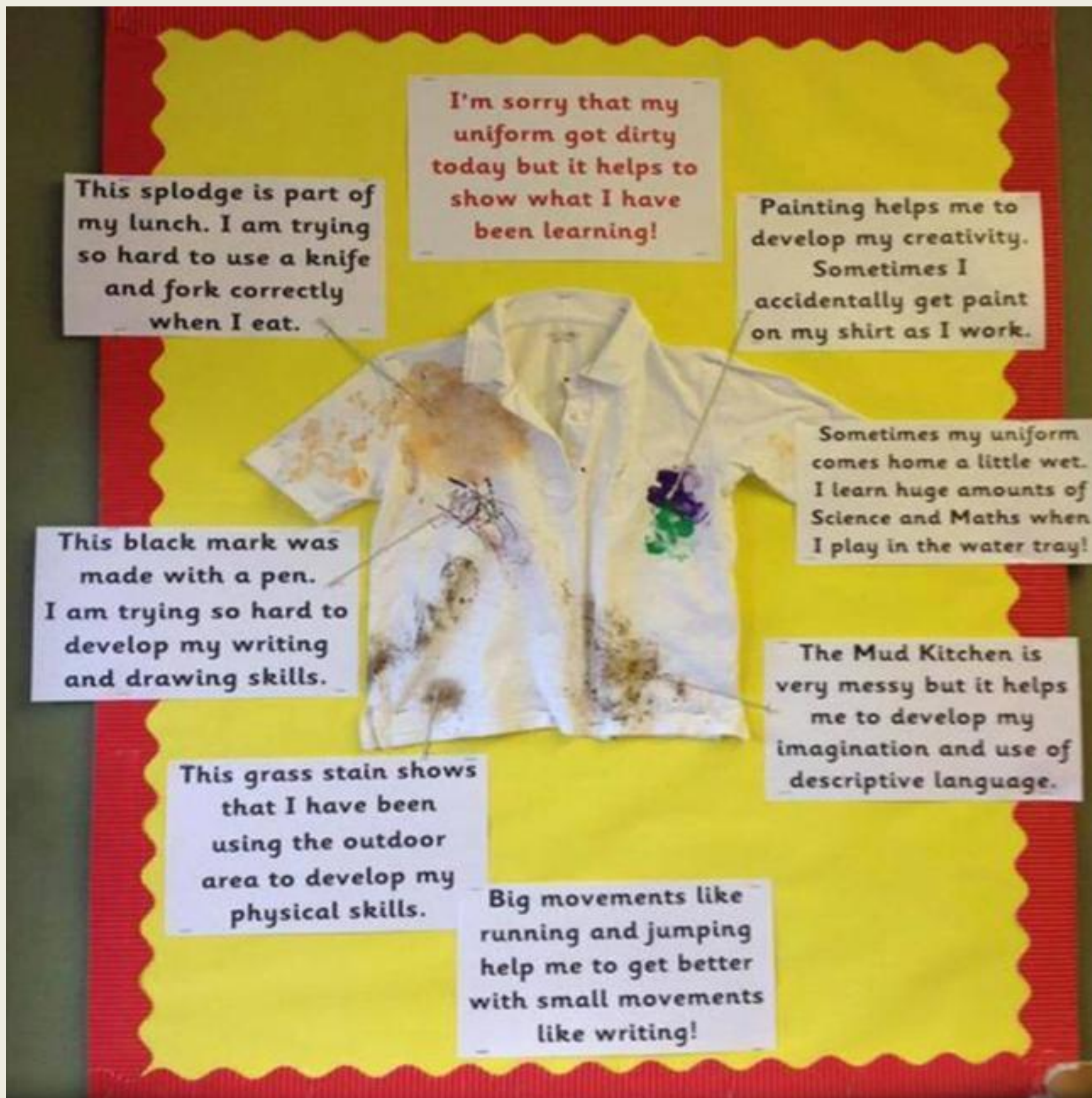


Other reading activities occur daily in Learning Links Time and interventions take place for children who need it.

What learning looks like when you are in Reception

Although we will always try our best to protect children's clothes from mess, please have in mind that this is not always possible and your children are learning to navigate so much in a day.

Sorry for the future messes in advance and we hope that your child enjoyed the experience!



What we need from you:


In order to access all areas of the outdoor area for as much of the year as possible we are asking for

*a named puddle suit

*a named pair of wellies

(Both to be kept in school for children to use daily).

*Spare change of clothes (pants and bottoms)



What to expect in September



-Some tears.

-Us to focus on your child's wellbeing before anything else. Happy, settled children will learn.



-Your child to make lots of new friends.

-Children to be asked to leave their favourite toys at home so they do not get lost or damaged.

-Clothing to be lost if it is not named. Please help us out by ensuring that all your children's belongings are named.



-To be asked to wait a moment if we don't recognise who you are. We are not being rude, we want to ensure your children's safety. If someone different is collecting your child, we ask that you give them a password and share it with the office. We will then ask for it before dismissing your child.

Supporting the transition

Need a chat?

-If you have any worries or concerns, we are always willing to speak to you about these. This can be at the beginning or end of the day (via the door) or by phone/email/letter.

Please could we ask you wait until all children have been dismissed before approaching.

Saying goodbye

-When saying goodbye to your child at the entry door, we appreciate that as much as you and your child may want that little bit longer together, we ask that you give your hugs and kisses at the door and leave promptly, due to space and in previous experience, this is better all round. Trust that we will comfort them if need be.



Upcoming Events

June 15th:

Parent meetings to be held on Monday, Wednesday and Friday for 2 weeks.

Pre booked appointments only!

June 30th:

Stay and Play (am and pm sessions) children only.

September 3rd and 4th:

Stay and Play sessions-children only.

Questions?

